

Table I - Summary Statement holding of specified securities

Category (I)	Category of shareholder (II)	Nos. of shareholders (III)	No. of fully paid-up equity shares held (IV)	No. of partly paid-up equity shares held (V)	No. of shares underlying Depository Receipt (VI)	Total nos. shares held (VII) = (IV)+(V)+(VI)	Shareholding as a % of total no. of shares (calculated as per SCRR, 1957) (VIII) As a % of (A+B+C2)	Number of Voting Rights held in each class of securities (IX)			No. of Shares Underlying convertible securities (Including Warrants) (X)	Shareholding as a % assuming full conversion of convertible securities (as a percentage of diluted share capital) (XI)=(VII)+(X) as a % of (A+B+C)	Number of Locked in shares (XII)		Number of Shares pledged or otherwise encumbered (XIII)		Number of equity shares held in dematerialized form (XIV)	
								No. of Voting Rights					Total as a % of (A+B+C)	No. (a)	As a % of total Shares held (b)	No. (a)		As a % of total Shares held (b)
								Class eg:x	Class eg:y	Total								
(A)	Promoter & Promoter Group	8	6371980	0	0	6371980	57.549	6371980	0	6371980	57.549	0	57.549	0	0.000	0	0.000	6371980
(B)	Public	12580	4700270	0	0	4700270	42.451	4700270	0	4700270	42.451	0	42.451	0	0.000	0	0.000	4657571
(C)	Non Promoter - Non Public																	
(C1)	Shares underlying DRs																	
(C2)	Shares held by Employee Trusts																	
	TOTAL	12588	11072250	0		11072250	100.000	11072250	0	11072250	100.000	0	100.000	0	0.000	0	0.000	11029551




Table II - Statement showing shareholding pattern of the Promoter and Promoter Group

	Category & Name of shareholders (I)	Entity type i.e. promoter OR promoter group entity (except promoter)	PAN (II)	Nos. of shareholders (III)	No. of fully paid-up equity shares held (IV)	No. of partly paid-up equity shares held (V)	Nos. of shares underlying Depository Receipt (VI)	Total nos. shares held (VII) = (IV)+(V)+(VI)	Shareholding % calculated as per SCRR, 1967 As a % of (A+B+CZ) (VIII)	Number of Voting Rights held in each class of securities (IX)			No. of Shares Underlying Outstanding convertible securities (including Warrants) (X)	Shareholding as a % assuming full conversion of convertible securities (as a percentage of diluted share capital) (XI)= (VII)+(X) as a % of (A+B+C)	Number of Locked in shares (XII)		Number of Shares pledged or otherwise encumbered (XIII)		Number of equity shares held in dematerialized form (XIV)	
										No. of Voting Rights					Total as a % of Total Voting rights	No. (a)	As a % of total Shares held (b)	No. (a)		As a % of total Shares held (b)
										Class x	Class y	Total								
(1)	Indian			0	0	0	0	0	0.000	0	0	0	0.000	0	0.000	0	0.000	0	0	
(a)	Individuals/Hindu undivided Family			0	0	0	0	0	0.000	0	0	0	0.000	0	0.000	0	0.000	0	0	
(b)	Central Government/State Government(s)			0	0	0	0	0	0.000	0	0	0	0.000	0	0.000	0	0.000	0	0	
(c)	Financial Institutions/Banks			0	0	0	0	0	0.000	0	0	0	0.000	0	0.000	0	0.000	0	0	
(d)	Any Other			0	0	0	0	0	0.000	0	0	0	0.000	0	0.000	0	0.000	0	0	
	Bodies Corporate			6	5850751	0	0	5850751	52.842	5850751	0	5850751	52.842	0	52.842	0	0.000	0	0.000	5850751
	B. K. BIRLA FOUNDATION	PROMOTER GROUP	AACCB3092J	0	24529	0	0	24529	0.222	24529	0	24529	0.222	0	0.222	0	0.000	0	0.000	24529
	CENTRAL INDIA GENERAL AGENTS LTD	PROMOTER GROUP	AABCC2197E	0	420	0	0	420	0.004	420	0	420	0.004	0	0.004	0	0.000	0	0.000	420
	JAY SHREE TEA & INDUSTRIES LTD.	PROMOTER GROUP	AAACJ7788D	0	9380	0	0	9380	0.085	9380	0	9380	0.085	0	0.085	0	0.000	0	0.000	9380
	PADMAVATI INVESTMENT PRIVATE LIMITED	PROMOTER GROUP	AABCP8632M	0	1969780	0	0	1969780	17.790	1969780	0	1969780	17.790	0	17.790	0	0.000	0	0.000	1969780
	UMANG COMMERCIAL COMPANY PRIVATE LIMITED	PROMOTER	AAACU3731B	0	3841871	0	0	3841871	34.698	3841871	0	3841871	34.698	0	34.698	0	0.000	0	0.000	3841871
	ZENITH DISTRIBUTORS AND AGENTS LTD.	PROMOTER GROUP	AAACZ0907C	0	4771	0	0	4771	0.043	4771	0	4771	0.043	0	0.043	0	0.000	0	0.000	4771
	Trusts			2	521229	0	0	521229	4.708	521229	0	521229	4.708	0	4.708	0	0.000	0	0.000	521229
	BIRLA EDUCATIONAL INSTITUTION	PROMOTER GROUP	AAATB3103B	0	23100	0	0	23100	0.209	23100	0	23100	0.209	0	0.209	0	0.000	0	0.000	23100
	PRAKASH EDUCATIONAL SOCIETY	PROMOTER GROUP	AAATP1227G	0	498129	0	0	498129	4.499	498129	0	498129	4.499	0	4.499	0	0.000	0	0.000	498129
	Clearing Members			0	0	0	0	0	0.000	0	0	0	0.000	0	0.000	0	0.000	0	0.000	0
	Sub-Total (A)(1)			8	6371980	0	0	6371980	57.549	6371980	0	6371980	57.549	0	57.549	0	0.000	0	0.000	6371980
(2)	Foreign			0	0	0	0	0	0.000	0	0	0	0.000	0	0.000	0	0.000	0	0.000	0
(a)	Individuals (Non-Resident Individuals/Foreign Individuals)			0	0	0	0	0	0.000	0	0	0	0.000	0	0.000	0	0.000	0	0.000	0
(b)	Government			0	0	0	0	0	0.000	0	0	0	0.000	0	0.000	0	0.000	0	0.000	0
(c)	Institutions			0	0	0	0	0	0.000	0	0	0	0.000	0	0.000	0	0.000	0	0.000	0
(d)	Foreign Portfolio Investor			0	0	0	0	0	0.000	0	0	0	0.000	0	0.000	0	0.000	0	0.000	0
(e)	Any Other			0	0	0	0	0	0.000	0	0	0	0.000	0	0.000	0	0.000	0	0.000	0
	OCBs			0	0	0	0	0	0.000	0	0	0	0.000	0	0.000	0	0.000	0	0.000	0
	QFI - Individual			0	0	0	0	0	0.000	0	0	0	0.000	0	0.000	0	0.000	0	0.000	0
	QFI - Corporate			0	0	0	0	0	0.000	0	0	0	0.000	0	0.000	0	0.000	0	0.000	0
	Sub-Total (A)(2)			0	0	0	0	0	0.000	0	0	0	0.000	0	0.000	0	0.000	0	0.000	0
	Total Shareholding of Promoter and Promoter Group (A)=(A)(1)+(A)(2)			8	6371980	0	0	6371980	57.549	6371980	0	6371980	57.549	0	57.549	0	0.000	0	0.000	6371980




Table III - Statement showing shareholding pattern of the Public shareholder

Category & Name of shareholders (i)	PAN (ii)	Nos. of shareholders (iii)	No. of fully paid-up equity shares held (iv)	No. of partly paid-up equity shares held (v)	Nos. of shares underlying Depository Receipt (vi)	Total nos. shares held (vii) = (iv)+(v)+(vi)	Shareholding % calculated as per SCRR, 1957 As a % of (A+B+C2) (viii)	Number of Voting Rights held in each class of securities (ix)			Total as a % of Total Voting rights	No. of Shares Underlying Outstanding convertible securities (Including Warrants) (x)	Shareholding as a % assuming full conversion of convertible securities (as a percentage of diluted share capital) (xi) = (vii)+(x) as a % of (A+B+C)	Number of Locked in shares (xii)		Number of Shares pledged or otherwise encumbered		Number of equity shares held in dematerialized form (xiv)	Sub-categorization of shares (xv)		
								No. of Voting Rights						No. (a)	As a % of total Shares held (b)	No. (a)	As a % of total Shares held (b)		Shareholding (No. of shares) under		
								Class x	Class y	Total									Sub-category (i)	Sub-category (ii)	Sub-category (iii)
(1) Institutions (Domestic)		0	0	0	0	0	0.000	0	0	0	0.000	0	0.000	0	0.000	0	0.000	0			
(a) Mutual Funds		0	0	0	0	0	0.000	0	0	0	0.000	0	0.000	0	0.000	0	0.000	0			
(b) Venture Capital Funds		0	0	0	0	0	0.000	0	0	0	0.000	0	0.000	0	0.000	0	0.000	0			
(c) Alternate Investment Funds		0	0	0	0	0	0.000	0	0	0	0.000	0	0.000	0	0.000	0	0.000	0			
(d) Financial Institutions/Banks		0	0	0	0	0	0.000	0	0	0	0.000	0	0.000	0	0.000	0	0.000	0			
Financial Institutions		2	26915	0	0	26915	0.243	26915	0	26915	0.243	0	0.243	0	0.000	0	0.000	26915			
Banks		1	665	0	0	665	0.006	665	0	665	0.006	0	0.006	0	0.000	0	0.000	105			
(e) Insurance Companies		0	0	0	0	0	0.000	0	0	0	0.000	0	0.000	0	0.000	0	0.000	0			
(f) Provident Funds/Pension Funds		0	0	0	0	0	0.000	0	0	0	0.000	0	0.000	0	0.000	0	0.000	0			
(g) Asset Reconstruction Companies		0	0	0	0	0	0.000	0	0	0	0.000	0	0.000	0	0.000	0	0.000	0			
(h) Sovereign Wealth Funds		0	0	0	0	0	0.000	0	0	0	0.000	0	0.000	0	0.000	0	0.000	0			
(i) NBFCs registered with RBI		0	0	0	0	0	0.000	0	0	0	0.000	0	0.000	0	0.000	0	0.000	0			
(j) Other Financial Institutions		0	0	0	0	0	0.000	0	0	0	0.000	0	0.000	0	0.000	0	0.000	0			
(k) Any Other		0	0	0	0	0	0.000	0	0	0	0.000	0	0.000	0	0.000	0	0.000	0			
Sub-Total (B)(1)		3	27580	0	0	27580	0.249	27580	0	27580	0.249	0	0.249	0	0.000	0	0.000	27020			
(2) Institutions (Foreign)		0	0	0	0	0	0.000	0	0	0	0.000	0	0.000	0	0.000	0	0.000	0			
(a) Foreign Direct Investment		0	0	0	0	0	0.000	0	0	0	0.000	0	0.000	0	0.000	0	0.000	0			
(b) Foreign Venture Capital Investors		0	0	0	0	0	0.000	0	0	0	0.000	0	0.000	0	0.000	0	0.000	0			
(c) Sovereign Wealth Funds		0	0	0	0	0	0.000	0	0	0	0.000	0	0.000	0	0.000	0	0.000	0			



(d)	Foreign Portfolio Investors	0	0	0	0	0	0.000	0	0	0	0.000	0	0.000	0	0.000	0	0.000	0		
	Category I	1	59000	0	0	59000	0.533	59000	0	59000	0.533	0	0.533	0	0.000	0	0.000	59000		
	Category II	0	0	0	0	0	0.000	0	0	0	0.000	0	0.000	0	0.000	0	0.000	0		
(e)	Overseas Depositors (holding DRs)(balancing figure)	0	0	0	0	0	0.000	0	0	0	0.000	0	0.000	0	0.000	0	0.000	0		
(f)	Any Other	0	0	0	0	0	0.000	0	0	0	0.000	0	0.000	0	0.000	0	0.000	0		
	QFI Corporate	0	0	0	0	0	0.000	0	0	0	0.000	0	0.000	0	0.000	0	0.000	0		
	FPI - CORPORATE - CAT-III	0	0	0	0	0	0.000	0	0	0	0.000	0	0.000	0	0.000	0	0.000	0		
	Sub-Total (B)(2)	1	59000	0	0	59000	0.533	59000	0	59000	0.533	0	0.533	0	0.000	0	0.000	59000		
(3)	Central Government/State Government(s)	0	0	0	0	0	0.000	0	0	0	0.000	0	0.000	0	0.000	0	0.000	0		
(a)	Central Government/President of India	0	0	0	0	0	0.000	0	0	0	0.000	0	0.000	0	0.000	0	0.000	0		
(b)	State Government/Governor	0	0	0	0	0	0.000	0	0	0	0.000	0	0.000	0	0.000	0	0.000	0		
(c)	Shareholding by Companies or Bodies Corporate where Central/State Government is a Promoter	0	0	0	0	0	0.000	0	0	0	0.000	0	0.000	0	0.000	0	0.000	0		
	Sub-Total (B)(3)	0	0	0	0	0	0.000	0	0	0	0.000	0	0.000	0	0.000	0	0.000	0		
(4)	Non-Institutions	0	0	0	0	0	0.000	0	0	0	0.000	0	0.000	0	0.000	0	0.000	0		
(a)	Associate Companies/Subsidiaries	0	0	0	0	0	0.000	0	0	0	0.000	0	0.000	0	0.000	0	0.000	0		
(b)	Directors and their relatives	1	140	0	0	140	0.001	140	0	140	0.001	0	0.001	0	0.000	0	0.000	140		
(c)	Key Managerial Personnel	0	0	0	0	0	0.000	0	0	0	0.000	0	0.000	0	0.000	0	0.000	0		
(d)	Relatives of Promoters (other than Immediate Relatives of Promoters disclosed under Promoter & Promoter Group)	0	0	0	0	0	0.000	0	0	0	0.000	0	0.000	0	0.000	0	0.000	0		
(e)	Trusts where any person belonging to Promoter & Promoter Group Category is Trustee, beneficiary or author of the trust	0	0	0	0	0	0.000	0	0	0	0.000	0	0.000	0	0.000	0	0.000	0		
(f)	IEPF Authority	2	24677	0	0	24677	0.223	24677	0	24677	0.223	0	0.223	0	0.000	0	0.000	24677		
(g)	Resident Individual shareholders holding nominal share capital up to Rs.2 Lakhs.	12171	1085795	0	0	1085795	9.806	1085795	0	1085795	9.806	0	9.806	0	0.000	0	0.000	1044938		
(h)	Resident Individual shareholders holding nominal share capital in excess of Rs.2 Lakhs.	3	132828	0	0	132828	1.200	132828	0	132828	1.200	0	1.200	0	0.000	0	0.000	132828		



(i)	NRI		0	0	0	0	0	0.000	0	0	0	0.000	0	0.000	0	0.000	0	0.000	0				
	Repatriable		113	12843	0	0	12843	0.116	12843	0	12843	0.116	0	0.116	0	0.000	0	0.000	12843				
	Non-Repatriable		86	26549	0	0	26549	0.240	26549	0	26549	0.240	0	0.240	0	0.000	0	0.000	26549				
(j)	Foreign Nationals		0	0	0	0	0	0.000	0	0	0	0.000	0	0.000	0	0.000	0	0.000	0				
(k)	Foreign Companies		0	0	0	0	0	0.000	0	0	0	0.000	0	0.000	0	0.000	0	0.000	0				
(l)	Bodies Corporate		183	3296376	0	0	3296376	29.772	3296376	0	3296376	29.772	0	29.772	0	0.000	0	0.000	3295094				
	COMFORT SECURITIES LIMITED	AABCC9625R	0	123079	0	0	123079	1.112	123079	0	123079	1.112	0	1.112	0	0.000	0	0.000	123079				
	GWALIOR WEBBING COMPANY PRIVATE LIMITED	AABCG1807D	0	635835	0	0	635835	5.743	635835	0	635835	5.743	0	5.743	0	0.000	0	0.000	635835				
	THE PUNJAB PRODUCE AND TRADING CO PVT LT	AABCT1705D	0	1939312	0	0	1939312	17.515	1939312	0	1939312	17.515	0	17.515	0	0.000	0	0.000	1939312				
(m)	Any Other		0	0	0	0	0	0.000	0	0	0	0.000	0	0.000	0	0.000	0	0.000	0				
	QFI - Individual		0	0	0	0	0	0.000	0	0	0	0.000	0	0.000	0	0.000	0	0.000	0				
	OCBs		0	0	0	0	0	0.000	0	0	0	0.000	0	0.000	0	0.000	0	0.000	0				
	Clearing Memebers		13	2282	0	0	2282	0.021	2282	0	2282	0.021	0	0.021	0	0.000	0	0.000	2282				
	Trusts		4	32200	0	0	32200	0.291	32200	0	32200	0.291	0	0.291	0	0.000	0	0.000	32200				
	FPI - INDIVIDUAL - CAT-III		0	0	0	0	0	0.000	0	0	0	0.000	0	0.000	0	0.000	0	0.000	0				
	Unclaimed Shares A/c		0	0	0	0	0	0.000	0	0	0	0.000	0	0.000	0	0.000	0	0.000	0				
	Unclaimed Demat Escrow A/c		0	0	0	0	0	0.000	0	0	0	0.000	0	0.000	0	0.000	0	0.000	0				
	Sub-Total (B)(4)		12576	4613690	0	0	4613690	41.669	4613690	0	4613690	41.669	0	41.669	0	0.000	0	0.000	4571551				
	Total Public Shareholding (B)=(B)(1)+(B)(2)+(B)(3)+(B)(4)		12580	4700270	0	0	4700270	42.451	4700270	0	4700270	42.451	0	42.451	0	0.000	0	0.000	4657571				



Table IV - Statement showing shareholding pattern of the Non Promoter - Non Public shareholder

	Category & Name of shareholders (I)	PAN (II)	Nos. of shareholders (III)	No. of fully paid-up equity shares held (IV)	No. of partly paid-up equity shares held (V)	Nos. of shares underlying Depository Receipt (VI)	Total nos. shares held (VII) = (IV)+(V)+(VI)	Shareholding % calculated as per SCRR, 1957 As a % of (A+B+C2) (VIII)	Number of Voting Rights held in each class of securities (IX)			No. of Shares Underlying Outstanding convertible securities (Including Warrants) (X)	Shareholding as a % assuming full conversion of convertible securities (as a percentage of diluted share capital) (XI) = (VII)+(X) as a % of (A+B+C)	Number of Locked in shares (XII)		Number of Shares pledged or otherwise encumbered (XIII)		Number of equity shares held in dematerialized form (XIV)	
									No. of Voting Rights					Total as a % of Total Voting rights	No. (a)	As a % of total Shares held (b)	No. (a)		As a % of total Shares held (b)
									Class x	Class y	Total								
(1)	Custodian DR Holder																		
(2)	Employee Benefit Trust (under SEBI (share based Employee Benefit) Regulations, 2014)																		
	Total Non-Promoter - Non-Public Shareholding (C)=(C)(1)+(C)(2)																		



Table V - Statement showing shareholding details of significant beneficial owner												
Sr No.	Details of the significant beneficial owner (I)			Details of the registered owner (II)			Details of holding/ exercise of right of the SBO in the reporting company, whether direct or indirect :(III) Whether by virtue of:					Date of creation / acquisition of significant beneficial interest (IV)
	Name	PAN/Passport No. in case of a foreign national	Nationality	Name	PAN/Passport No. in case of a foreign national	Nationality	Shares %	Voting rights %	Rights on distributable dividend or any other distribution %	Exercise of control	Exercise of significant influence	
1	Shri Kumar Mangalam Birla	AEFPB5926H	Indian	Umang Commercial Company private Limited	AAACU3731B	Indian	34.7			No	No	22-09-2022
2	Shri Kumar Mangalam Birla	AEFPB5926H	Indian	Padmavati Investment Ltd.	AABCP8632M	Indian	17.79			No	No	08-02-2019
3	Administrators Pendente Lite - Comprising of Shri Justice Mohit S. Shah, Shri Mahendra Kumar Sharma and Shri Amal Chandra Chakrabortii - Executor of Estate of Smt. Priyamvada Devi Birla	APTPP1732N	Indian	Gwalior Webbing Co. Pvt. Ltd.	AABCG1807D	Indian	5.74			No	No	08-02-2019
4	Administrators Pendente Lite - Comprising of Shri Justice Mohit S. Shah, Shri Mahendra Kumar Sharma and Shri Amal Chandra Chakrabortii - Executor of Estate of Smt. Priyamvada Devi Birla	APTPP1732N	Indian	Baroda Agents and Trading Co. Pvt. Ltd.	AAACB1472G	Indian	0.87			No	No	08-02-2019
5	Administrators Pendente Lite - Comprising of Shri Justice Mohit S. Shah, Shri Mahendra Kumar Sharma and Shri Amal Chandra Chakrabortii - Executor of Estate of Smt. Priyamvada Devi Birla	APTPP1732N	Indian	Punjab Produce Holdings Ltd.	AABCM7053M	Indian	0.67			No	No	08-02-2019
6	Administrators Pendente Lite - Comprising of Shri Justice Mohit S. Shah, Shri Mahendra Kumar Sharma and Shri Amal Chandra Chakrabortii - Executor of Estate of Smt. Priyamvada Devi Birla	APTPP1732N	Indian	The Punjab Produce and Trading Co. Pvt. Ltd.	AABCT1705D	Indian	17.52			No	No	08-02-2019




Table VI - Statement showing foreign ownership limits		
Particular	Approved limits (%)	Limits utilized (%)
As on shareholding date	100.00	0.88
As on the end of previous 1st quarter	100.00	0.85
As on the end of previous 2nd quarter	100.00	0.75
As on the end of previous 3rd quarter	100.00	0.73
As on the end of previous 4th quarter	100.00	0.70
Notes :- 1) "Approved Limits (%)" means the limit approved by Board of Directors / shareholders of the Listed entity. In case the listed entity has no Board approved limit, provide details of sectoral / statutory cap prescribed by Government / Regulatory Authorities 2) Details of Foreign ownership includes foreign ownership / investments as specified in Rule 2(s) of the Foreign Exchange Management (Non-debt Instruments) Rules, 2019, made under the Foreign Exchange Management Act, 1999.		

